



BLEACHING TREATMENTS

Motivate, quantify, prove



FIXED PROSTHETICS

Crown, bridges, veneers



CHAIRSIDE TREATMENTS

CAD/CAM chairside, composites



REMOVABLE PROSTHETICS

Dentures, prefabricated teeth



A complete solution
with its software
and communication
platform



Cobra offers optimal and objective color definition.

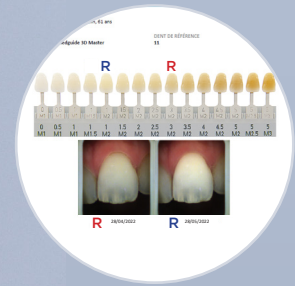
- **Ergonomics:** Light weight and compact autocalibrated device.
- **Accuracy:** Multispectral analysis. Cmos sensor 648 x 648 px.
- **Digital:** 100% integrated, objectivity and traceability.
- **Hygienic:** Sterilizable tips, induction charging.
- **Flexibility:** Double video stream (on the computer and device screen)
- **Educational:** Easy communication with your patients.

**WORK WITH PEACE OF MIND
THANKS TO AUTOMATIC CALIBRATION**

A multifunction tip combined with a patented measuring head:

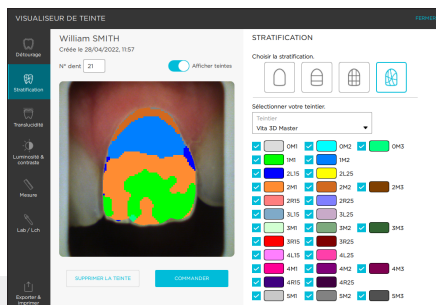
- **Accuracy:** It allows automatic control of all your acquisitions.
- **Objective:** It frees from all external light disturbances.
- **Assisted:** It ensures precise positioning of the device on the tooth and control of the working distance for perfect acquisition.
- **Hygienic:** It eliminates all cross-contamination and is designed for 100 sterilization cycles!



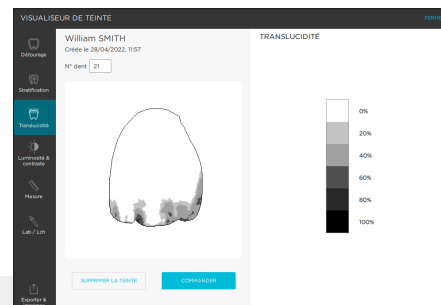


“
Generate bleaching reports
and improve communication
with your patients!”

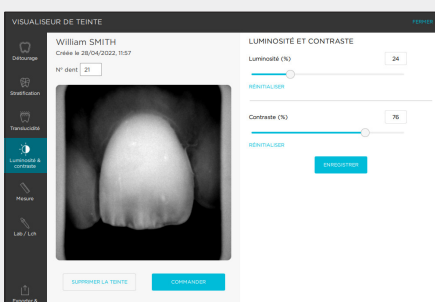
- Analysis and archiving of acquisitions obtained with the spectrophotometer Cobra.
- Easily centralize and manage your patients' aesthetic data.
- Visualization of aesthetic data under different shade mappings.
- Analysis of CIE L*a*b* / L*C*h values.
- Make comparisons and generate bleaching reports.
- Free software for the dental practice and laboratory.



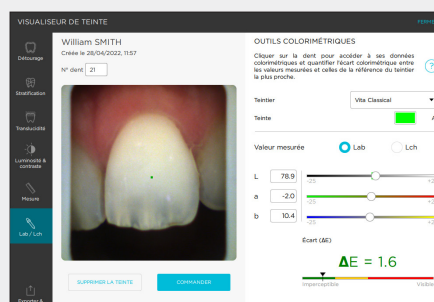
Shade mappings
(1, 3, 9 parts, detailed map)



Translucency
mapping



Polarised color and
Black & White image



CIE L*a*b* / L*C*h



SCAN-ME
to discover a
clinical case



“
Simplified access
to color information
while optimizing the
management of your
orders.”



What is Borea Connect?

- A free platform for creating and managing orders (Dental practice and laboratory access).
- Easy sending of your aesthetic data prescription with shades, patient photos and digital impression.
- Total accessibility from an internet browser on computer, smartphone, tablet.

Technical specifications:

Spectrophotometer: measuring range 400-700 nm

Screen: Oled touch screen 1,5”

Resolution: 128 x 128 RGB

CMOS sensor: 648 x 648 px

Battery: Lithium-Ion

Dimension of the measuring head in mm: L. 76

Diameter of the measuring head in mm: Ø 25

Dimensions of the handpiece in mm: L. 200 x L. 42 x H. 35

Dimensions of the dock mm: L. 80 x l. 75 x. H. 55

Weight of the handpiece: 169 g

Weight of the dock: 124 g

Processor: IMX8 Quad cores 1 Ghz

Output: Wifi 802.11

Supply: 5V 2Ah / USB A to Type C

Compatibility :



Windows

Pics App Solution :

Free download



Package contents:

Cobra spectrophotometer..

Docking station.

Calibration tips x6 (Sterilization in autoclave)

Wifi dongle.

Power adaptor & USB cable

Desinfection and sterilization procedures.

Protocol of use.

Quickstart guide.

Microfiber wipe.

Cobra is a medical device Class I.

It bears the CE marking in accordance with the European Medical Device Regulation (EU) 2017/745. Date of first CE marking: 2022. Made in France by BOREA. For professional use only. Not reimbursed by health insurance agencies. Read carefully the instructions before use.

04/2024. Non contractual document.

Ref. COBRA_BC_EN_V006. All rights reserved.