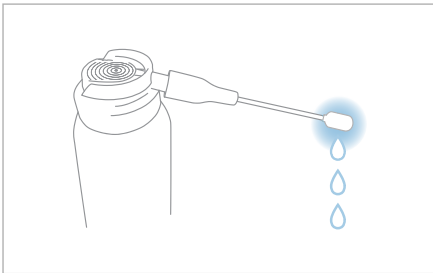


Usage tips for treatment applicator buds

Cryo H-Type Treatment Kits

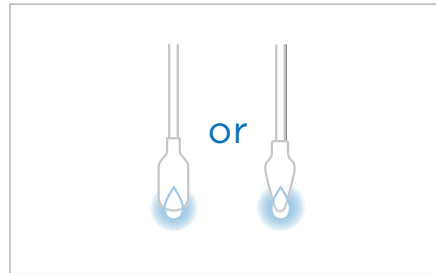
FOR USE WITH 570-1141 SINGLE CANISTER KIT AND 570-1137 DUAL CANISTER KIT

Step 1



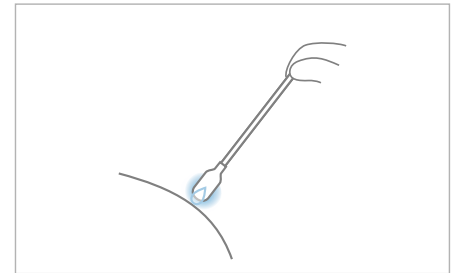
PRIME the bud.

Step 2



POINT bud downward 15-20 seconds to reach optimal freezing temperature.

Step 3



PLACE bud onto lesion for recommended treatment time.

Recommended dosage times

40s

acrochordon
(*skin tags*)

15s

actinic keratosis
(*facial*)

40s

actinic keratosis
(*non-facial*)

40s

condyloma acuminata
(*genital warts*)

15s

lentigo
(*facial*)

40s

lentigo
(*non-facial*)

20s

molluscum
contagiosum

40s

seborrheic
keratosis

40s

verruca plantaris
(*plantar warts*)

40s

verruca vulgaris
(*common warts*)

Timing and number of treatments may vary depending on patient.
See instruction manual and directions for use.

M080 190926



RELY ON US FOR QUALITY, SELECTION, PERFORMANCE, AND VALUE!