

CAUTERY

REF

112-7177, 112-7178, 112-7180

INSTRUCTIONS FOR USE

WARNINGS:

DO NOT USE IN THE PRESENCE OF FLAMMABLE GASES/MATERIALS OR IN OXYGEN RICH ENVIRONMENTS. FIRE COULD RESULT.

CAUTERY PRODUCES HEAT IN EXCESS OF 1000 DEGREES F, WHICH CAN CAUSE BURNS OR FIRE FROM MISUSE.

ACCIDENTAL EXPOSURE TO CAUTERY TIP MAY LEAD TO INADVERTENT BURNS TO PATIENT OR USER.

PROLONGED TISSUE EXPOSURE TO CAUTERY MAY LEAD TO DAMAGE OF ADJACENT TISSUE.

CAUTERY TIP WILL REMAIN HOT IMMEDIATELY AFTER DEACTIVATION AND MAY CAUSE INADVERTENT BURNS TO USER OR PATIENT.

THIS MEDICAL DEVICE CANNOT BE EFFECTIVELY CLEANED AND/OR STERILIZED BY THE USER AND THEREFORE CANNOT BE SAFELY REUSED. IT IS INTENDED FOR SINGLE USE ONLY. ANY ATTEMPT BY THE USER TO CLEAN AND RESTERILIZE THIS DEVICE MAY RESULT IN BIOINCOMPATIBILITY, INFECTION, OR OTHER RISKS OF DEVICE FAILURE TO THE PATIENT.

ALWAYS RETAIN THE COVER CAP AND REPLACE IT ON THE CAUTERY WHEN NOT IN USE.

DEACTIVATE THE CAUTERY BEFORE DISCARDING THE DEVICE IN A BIOHAZARD OR "SHARPS" DISPOSAL CONTAINER. FIRST BREAK OR CUT OFF THE CAUTERY WIRE TIP USING HEMOSTATS AND REPLACE THE COVER CAP. REMOVE BATTERIES BY BREAKING OFF END CAP. FAILURE TO FOLLOW THIS INSTRUCTION COULD RESULT IN UNINTENDED ACTIVATION OF THE CAUTERY AND MAY CAUSE A FIRE IN THE DISPOSAL CONTAINER.

CAUTIONS:

Do not use this device if the pouch is damaged or opened.

Excessive activation may cause handle to overheat.

Applying excessive force on the cautery during use may cause tip to bend or break.

To avoid an undesirable effect, select proper cautery model.

The recommended Duty Cycle is 2 Seconds on and 6 Seconds off for a continuous time of no longer than 15 minutes.

Medical Purpose / Indication

Cautery Devices are used for stopping small bleeders in hemostasis and other similar uses.

Operating Principle

This is a handheld battery powered device that delivers thermal energy through a heating element to the patient by use of an activation switch.

Patient Population

No restriction

Site of Use and Site Conditions

Site of use – No restrictions

Site Condition – Aseptic

Intended User Profile

- Education
 - Trained medical professional
- Knowledge
 - Read and understand the supplied IFU
 - Understands hygiene
- Experience
 - Some training on techniques or training under surveillance/supervision
- Permissible Impairments
 - Mild reading/vision impairment or corrected vision to 20/20

R_x ONLY



Read Instructions Before Use



Do Not Use if Packaging is Damaged or Opened



Sterilized using ethylene oxide



Do Not Reuse. This is a Single Use Device



Do Not Resterilize

CAUTERY

REF

112-7177, 112-7178, 112-7180

INSTRUCTIONS FOR USE

WARNINGS:

DO NOT USE IN THE PRESENCE OF FLAMMABLE GASES/MATERIALS OR IN OXYGEN RICH ENVIRONMENTS. FIRE COULD RESULT.

CAUTERY PRODUCES HEAT IN EXCESS OF 1000 DEGREES F, WHICH CAN CAUSE BURNS OR FIRE FROM MISUSE.

ACCIDENTAL EXPOSURE TO CAUTERY TIP MAY LEAD TO INADVERTENT BURNS TO PATIENT OR USER.

PROLONGED TISSUE EXPOSURE TO CAUTERY MAY LEAD TO DAMAGE OF ADJACENT TISSUE.

CAUTERY TIP WILL REMAIN HOT IMMEDIATELY AFTER DEACTIVATION AND MAY CAUSE INADVERTENT BURNS TO USER OR PATIENT.

THIS MEDICAL DEVICE CANNOT BE EFFECTIVELY CLEANED AND/OR STERILIZED BY THE USER AND THEREFORE CANNOT BE SAFELY REUSED. IT IS INTENDED FOR SINGLE USE ONLY. ANY ATTEMPT BY THE USER TO CLEAN AND RESTERILIZE THIS DEVICE MAY RESULT IN BIOINCOMPATIBILITY, INFECTION, OR OTHER RISKS OF DEVICE FAILURE TO THE PATIENT.

ALWAYS RETAIN THE COVER CAP AND REPLACE IT ON THE CAUTERY WHEN NOT IN USE.

DEACTIVATE THE CAUTERY BEFORE DISCARDING THE DEVICE IN A BIOHAZARD OR "SHARPS" DISPOSAL CONTAINER. FIRST BREAK OR CUT OFF THE CAUTERY WIRE TIP USING HEMOSTATS AND REPLACE THE COVER CAP. REMOVE BATTERIES BY BREAKING OFF END CAP. FAILURE TO FOLLOW THIS INSTRUCTION COULD RESULT IN UNINTENDED ACTIVATION OF THE CAUTERY AND MAY CAUSE A FIRE IN THE DISPOSAL CONTAINER.

CAUTIONS:

Do not use this device if the pouch is damaged or opened.

Excessive activation may cause handle to overheat.

Applying excessive force on the cautery during use may cause tip to bend or break.

To avoid an undesirable effect, select proper cautery model.

The recommended Duty Cycle is 2 Seconds on and 6 Seconds off for a continuous time of no longer than 15 minutes.

Medical Purpose / Indication

Cautery Devices are used for stopping small bleeders in hemostasis and other similar uses.

Operating Principle

This is a handheld battery powered device that delivers thermal energy through a heating element to the patient by use of an activation switch.

Patient Population

No restriction

Site of Use and Site Conditions

Site of use – No restrictions

Site Condition – Aseptic

Intended User Profile

- Education
 - Trained medical professional
- Knowledge
 - Read and understand the supplied IFU
 - Understands hygiene
- Experience
 - Some training on techniques or training under surveillance/supervision
- Permissible Impairments
 - Mild reading/vision impairment or corrected vision to 20/20

R_x ONLY



Read Instructions Before Use



Do Not Use if Packaging is Damaged or Opened



Sterilized using ethylene oxide



Do Not Reuse. This is a Single Use Device



Do Not Resterilize

HENRY SCHEIN®

Distributed by (in US only)
HENRY SCHEIN INC.
135 DURYEA ROAD
MELVILLE, NY 11747 USA

Designed in the USA
Made in China
Patent Pending

MC-23326 Rev. 0
Rev. 01/2015
2015-03-10

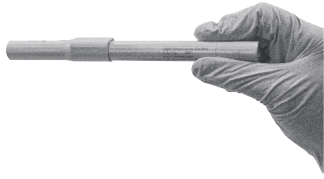
HENRY SCHEIN®

Distributed by (in US only)
HENRY SCHEIN INC.
135 DURYEA ROAD
MELVILLE, NY 11747 USA

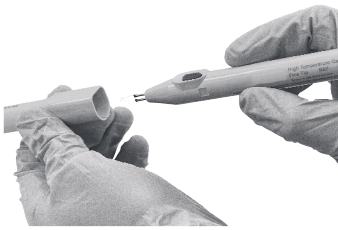
Designed in the USA
Made in China
Patent Pending

MC-23326 Rev. 0
Rev. 01/2015
2015-03-10

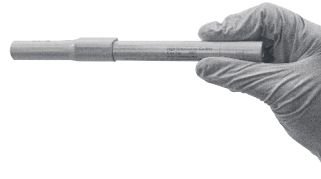
I



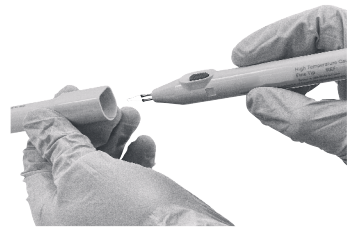
II



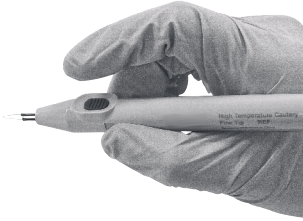
I



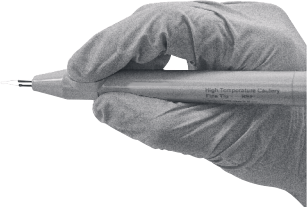
II



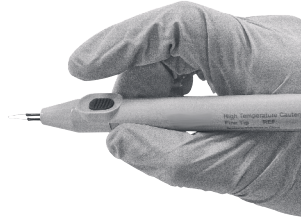
III



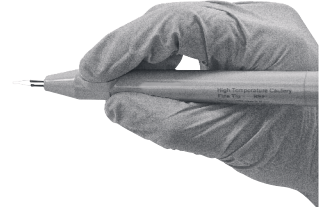
IV



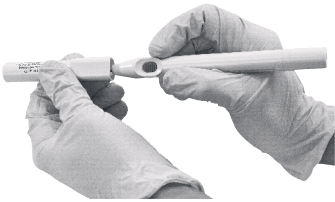
III



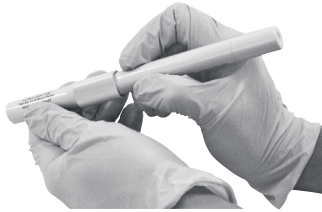
IV



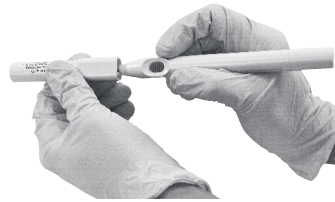
V



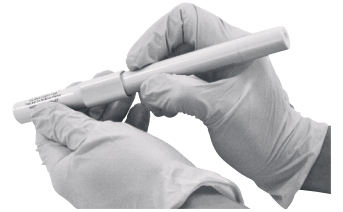
VI



V



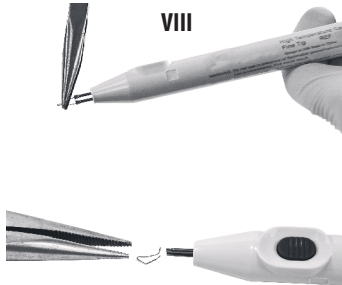
VI



VII



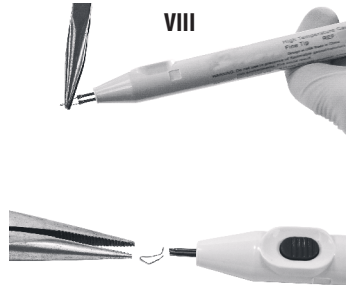
VIII



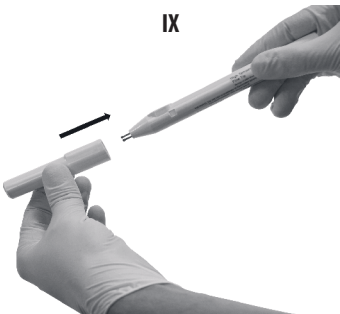
VII



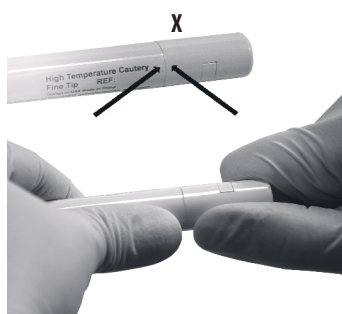
VIII



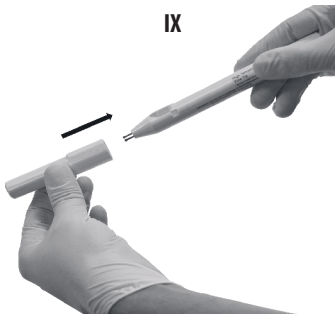
IX



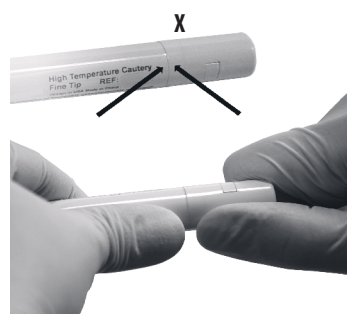
X



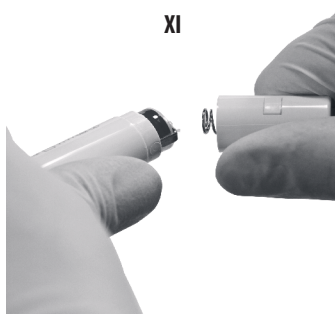
IX



X



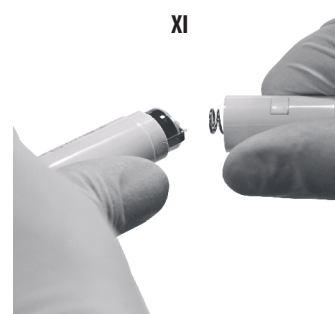
XI



XII



XI



XII

