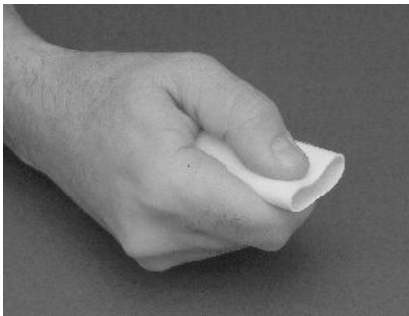



How to use the SDI 29-7060 and 29-7020 one way valve on a Peak Flow Meter with an oval mouth piece.




Grasp mouthpiece as shown.



Squeeze mouthpiece to form shape of peak flow meter.



Fit mouthpiece over peak flow meter.



This is your end result!